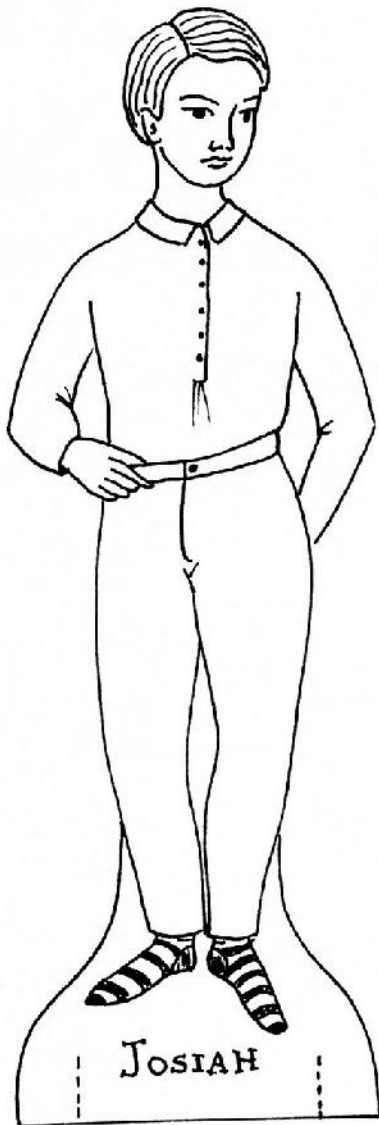


Josiah: An 1860s Boy


© Elizabeth Stewart Clark 2013.

This page may be copied for personal, non-profit, and educational use. For permission for other uses, please contact us at www.elizabethstewartclark.com.

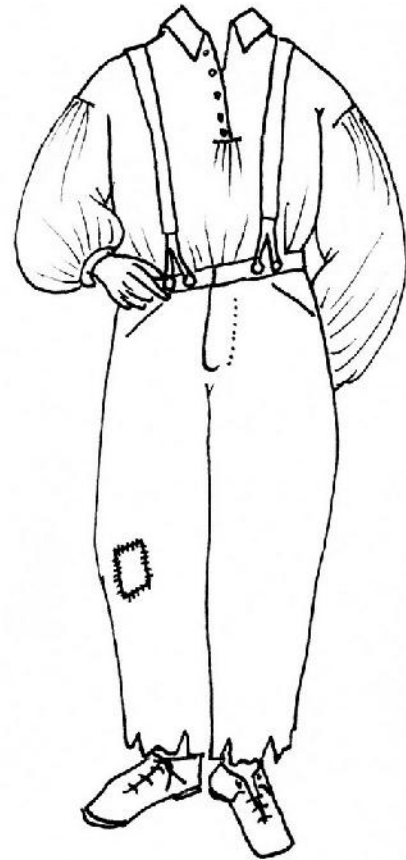
Josiah is a young fellow of about 9 living in the 1860s. Color and cut his wardrobe, or use the shapes as templates for your own designs.



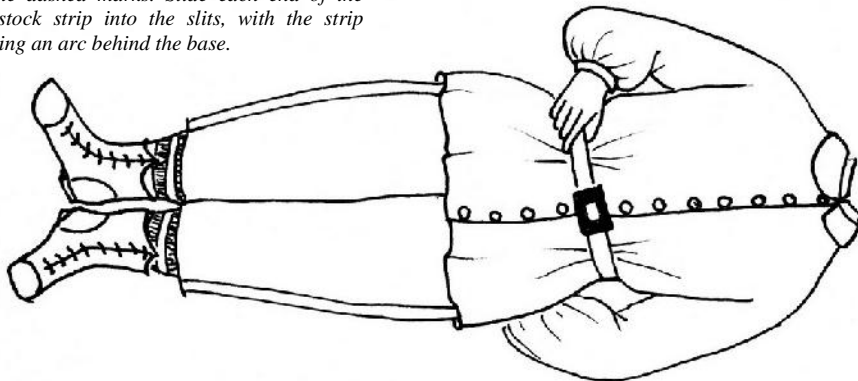
A Sunday Best jacket, worn over a white shirt and necktie, with long wool trousers, looks tidy and smart.



Not every boy had Sunday Best... boys who work hard on farms or in factories may be patched and even a bit ragged on the edges.



To make your doll stand upright, use scrap-book adhesives to mount him to cardstock. Cut a 7" strip of cardstock, 1/2" wide. Slit the base on the dashed marks. Slide each end of the cardstock strip into the slits, with the strip forming an arc behind the base.



School days call for a comfortable tunic and short trousers. Every young scholar needs to be comfortable while he learns!



Find more free articles and projects in the Compendium at www.thesewingacademy.com
Email for "tech support" with your historic clothing projects or research questions, or visit us on-line at www.thesewingacademy.org.