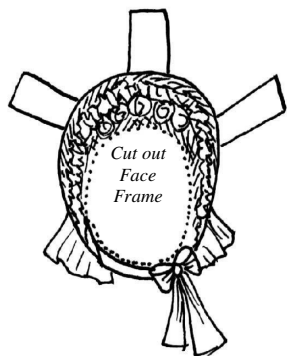


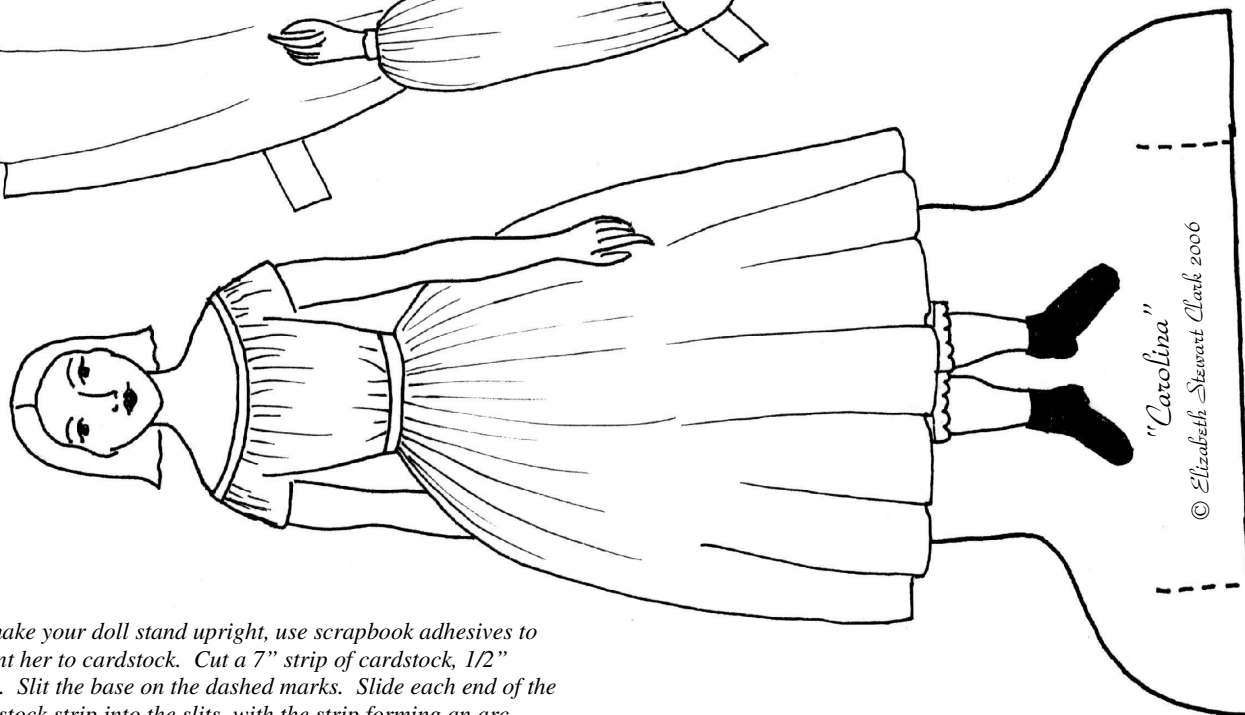

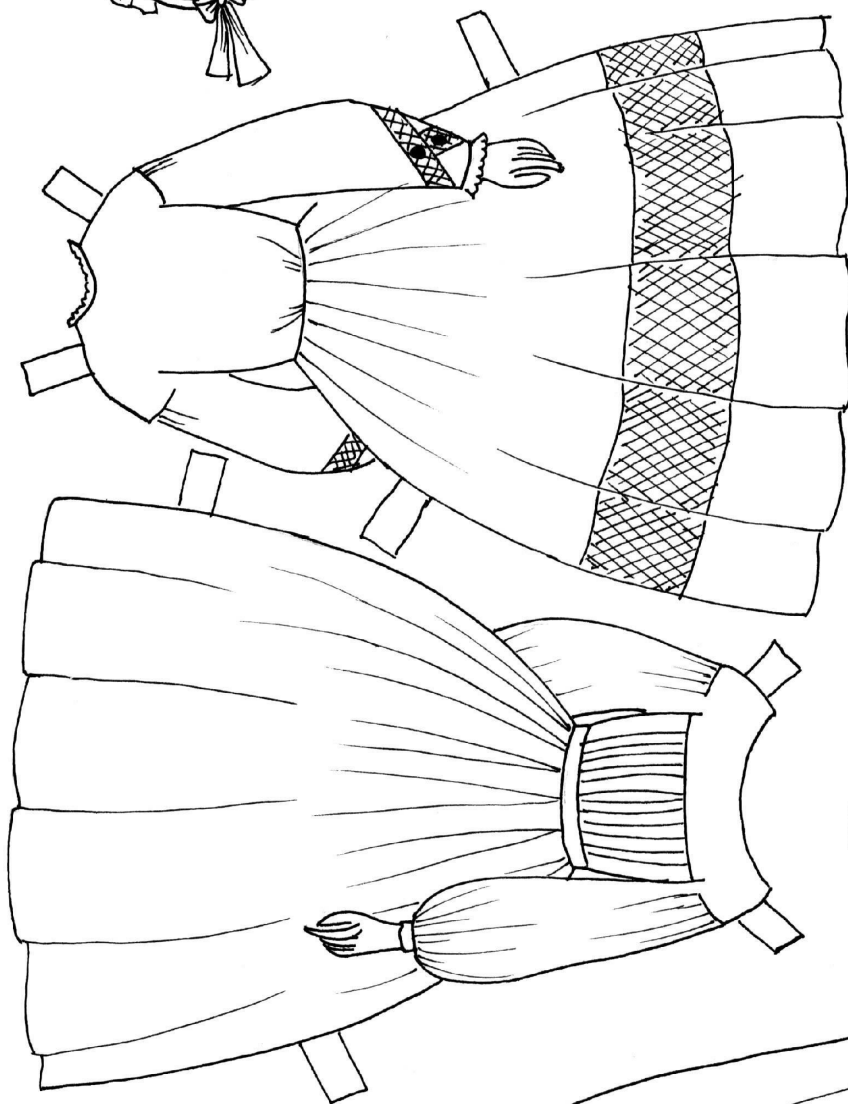
## "Carolina": a Mid-Century Girl

Here's a pleasant friend for all seasons: Carolina, a girl growing up in mid-19th century America. Color and cut out her clothing, or use them as templates to draw out your own fashion creations!

©Elizabeth Stewart Clark 2006. For non-commercial, personal use only.




Short sleeves, long sleeves, high or low necklines, and a lovely fashion bonnet to top it all off!

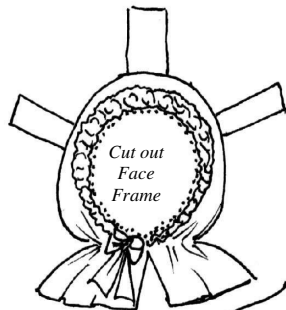



To make your doll stand upright, use scrapbook adhesives to mount her to cardstock. Cut a 7" strip of cardstock, 1/2" wide. Slit the base on the dashed marks. Slide each end of the cardstock strip into the slits, with the strip forming an arc behind the base.

*This bodice is fitted with multiple tucks, and has a pretty sleeve cap over a full bishop sleeve.*



*A full "infant" style bodice with slim short sleeves and deep tucks in the skirt is paired with a shaped silk belt—a lovely summer ensemble.*



*Winter weather calls for a warm quilted hood with fur trimming and a wool coat and fur muff. Choose a cheerful color to brighten a cold, snowy day! What trims will you draw in?*



*A comfortable yoked frock has plenty of room for a growing girl.*

